HIRSCH SOLUTIONS

TAJIMA

TMER-KC



DCP digitally controlled presserfoot

pulse IQ

High-end model | Multi-head / Cylinder type

TMER-KC

Equipped with the "DCP" Digitally Controlled Presser Foot for beautiful sewing on leather and heavy materials



DCP
digitally controlled presserfoot

The Digitally Controlled Presser Foot (DCP)

Tajima's original digitally controlled presser foot automatically adapts to fabric thickness changes. With each stitch, it measures the fabric thickness in just 0.05 seconds, suppressing fluttering and ensuring a stable, beautifully finished result.

POINT

Presser foot height optimized by the fabric.
The foot stays down even as the needle rises, reducing fabric flutter.

With DCP	Without DCP
Fabric does not flutter	Fabric flutters

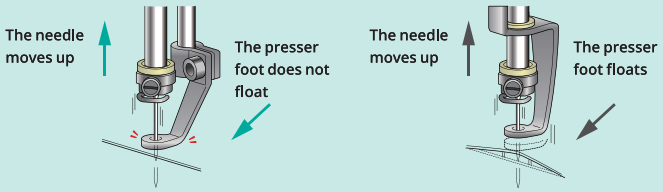

SOLUTION



Consistent results on both lightweight and heavyweight fabrics

Supports optimal presser foot pressure according to fabric thickness, from sheer fabrics to knits.
Controls fabric flutter and delivers stable embroidery on materials with varying thickness and stiffness.



Minimizes quality defects

DCP controls fabric flutter, reducing skipped stitches and thread breaks.
For delicate fabrics like velvet, the control panel allows fine adjustment of needle position and stroke, minimizing presser foot marks.

CASE STUDY

Prevents 3D foam embroidery compression for a clean finish.

The presser foot adjusts to fabric thickness, stitching over foam without compressing it, for crisp, dimensional embroidery.

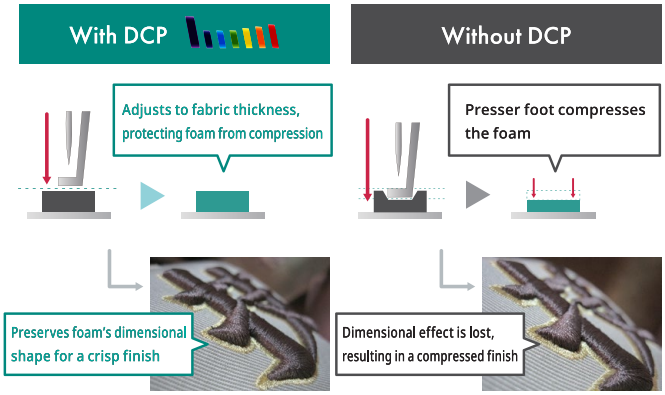

SCENES

Recommended for logos and name embroidery on finished products such as hats, sweatshirts, uniforms, and socks.
Supports a wide range of embroidery hoops and is suitable for small to medium production runs.

Embroidery Factory

Factories

EMPOWER YOUR PERFORMANCE

The TMER-KC is designed to meet the refined aesthetic standards and technical demands of professionals.
Backed by uncompromising pursuit and cutting-edge technology, it delivers an unprecedented embroidery experience in terms of operability and finished quality.
Where technology and sensibility converge, TMER-KC opens new possibilities in embroidery as a next-generation partner machine.



Reinforced tubular frame arm

The rigidity of the arm supporting the tubular frame has been enhanced.Improved frame removal allows smoother embroidery operations.



Easier embroidery pattern positioning

The screen shows the alignment between the embroidery frame and the design.Users can easily check the embroidery position, reducing errors such as misalignment and incorrect hooping.



Further enhanced automatic thread trimmer

The structure and material of the trimming blade have been redesigned to improve durability.This eliminates the need for frequent blade replacement, reduces maintenance workload, and ensures a clean finish on the reverse side of the fabric.



Design position adjustment function (corrects framing misalignment)

Even if the fabric pattern is slanted after framing, it can be corrected from the operation panel, with no need for repeated attempts to reframe.

Comprehensive Support System for the Embroidery Supply Chain

pulseIQ

Embroidery machines are always network-connected.
Design management, progress tracking, and various production tasks are centralized for efficient workflow.
Using smartphones for embroidery operations further improves efficiency and quality.

Making embroidery processes simpler and smarter.

"PulseIQ" creates a new embroidery experience while reducing production costs.

Innovative "Cloud Management" to Improve Embroidery Production Efficiency

FUNCTION

Management Database

Efficiently manage a large number of designs with a dedicated database.Simple edits from the cloud are also supported.



Dashboard

Visualize the real-time status of multiple machines (*1).Enables efficient progress management even from remote locations.



Push Notifications

Integrated with a mobile app (*2) to provide instant updates on embroidery completion, thread breaks, and other statuses.



*1) Some features (such as push notifications and dashboard) require an additional paid option.
*2) To use PulseIQ functions from a mobile device, a dedicated paid app is required.

SOLUTION

Flexibility powered by the cloud

No USB transfers or copy tasks are needed.
All data is centralized in the cloud, allowing access and sharing from inside or outside the company.
Reduces data management effort and enables flexible, seamless production.

Smart production management through visualization

Identify bottlenecks or stoppages early and optimize layout and scheduling flexibly.
Efficient progress management is possible even from remote locations.
Quick response ensures a stable and reliable management system.

Instant alerts for dependable operation

Receive real-time updates on embroidery completion, thread breaks, and other machine statuses or issues.
Minimizes production loss due to machine stoppages and helps maintain smooth, stable operations even with a small workforce.

Optional Frame Lineup



Tubular Frame(standard)

Reinforced tubular frame

Provides firm support to achieve clean, beautiful embroidery.



Cap Frame

Faster, beautiful embroidery on caps

Reinforcement of the cap frame support structure has contributed to stabilization of the embroidery finish, by dramatically increasing the maximum rotation speed up to 1,000 rpm.

Manufacturer Options



Sequin Device

High precision for any size

Supports 3–9 mm diameter sequins, offering higher stitching accuracy and reduced adjustment time versus conventional equipment.



Seed Beads Device

Automated multicolor bead stitching

Supports stitching in up to four colors. By mechanizing bead embroidery previously sewn by hand, it enables high-volume production.

SPECIFICATION

Needles	Multi color heads	Heads interval	Embroidery field (D×W)				A	B	C
			Border Frame	Wide Cap Frame	Cap Frame	Tubular Frame	Width	Depth	Overall Height
9 / 12 / 15	2	500	450 × 500 mm	75 × 360 mm	83 × 180 mm	439 × 419 mm	2,260 mm	1,355 mm (1,037 mm(*1))	1,730 mm
	4	360	450 × 360 mm			439 × 279 mm	2,560 mm		
	4	500	450 × 500 mm			439 × 419 mm	3,260 mm		1,740 mm
	6	360	450 × 360 mm			439 × 279 mm	3,280 mm		
	6	500	450 × 500 mm			439 × 419 mm	4,260 mm		
	8	360	450 × 360 mm			439 × 279 mm	4,000 mm		
	8	500	450 × 500 mm			439 × 419 mm	5,260 mm		

(*1) The depth dimension indicated in parentheses applies to the model with the shorter table length.

Maximum speed	1,100rpm
Power	3-phase200V Single-phase 100V、200V
Power consumption	760w

OPTION

- Sequin device ESQ-C
- Seed beads device
- Multi cording device II
- Position marker
- Beam sensor
- Laser cross marker
- WFD (Wi-Fi Device)

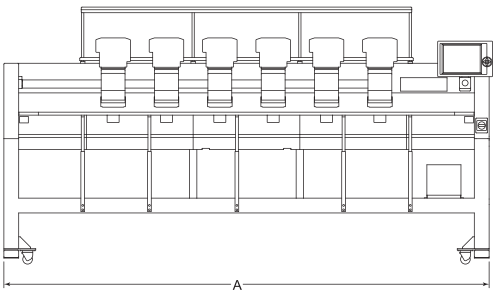

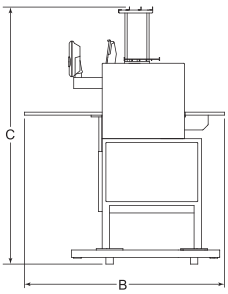

* Actual embroidery field and embroidery speed may vary depending on the product, machine model, and operating conditions.
* The embroidery field shown represents the maximum operating range; the actual stitchable area may be limited depending on the frame, presser foot, and other conditions used.
* The specifications and designs may change without notice for performance improvement.
* Please inquire for details on options and embroidery frames.

WWW.HSI.US | CARE@HSI.US | 800.394.4426
Order Consumables & Accessories From Hirsch shop.hsi.us
HIRSCH SOLUTIONS